



## Maintenance Instructions for your 2-6-2T Prairie Tank

Your locomotive and its electric motor is a precision built item. Treated with reasonable care, it will work well for many years. To ensure that this happens, give your train a general clean-up and lubricate it periodically, and no further maintenance should be required for a long time.

### CLEANING

First remove the front pony truck. The under chassis retaining screw will then be exposed. Remove that screw. Now pull the chassis down and forward to release it from the body shell.

Using fine tweezers, with great care, remove any fluff and fibres you may find in the mechanism.

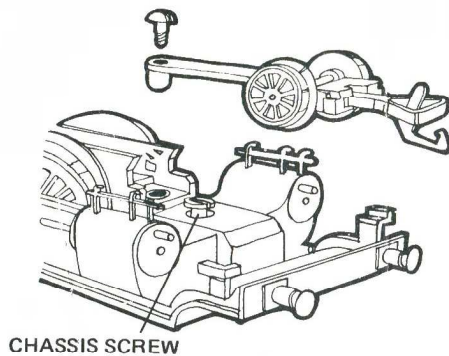
### LUBRICATING

Your locomotive is lubricated during manufacture but can dry out in time. Re-lubricate where indicated, with a drop of Electrolube® or a similar lubricant which is suitable for electric motors and bearings including plastics. (Caution should be taken, as certain lubricants are not suitable for plastics.) Never use thick oil or grease.

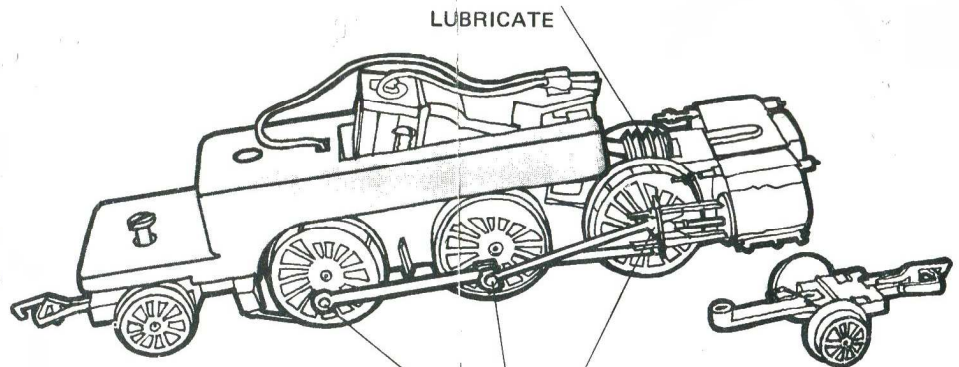
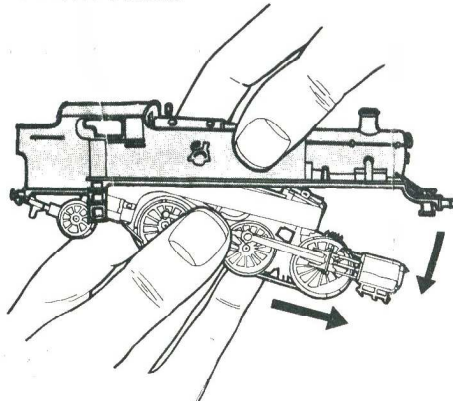
In time, it may also be necessary to clean the commutator slots and, eventually, replace the carbon brushes. Erratic running will be your warning signal. For this servicing, it is recommended that you return your locomotive to:  
(Dept.T, Airfix Products Ltd, Angel Warehouse, Felltram Way, Charlton S.E.7.)

Selected spare parts for your loco may be purchased direct from our factory. A full index of parts will be sent on receipt of a S.A.E. at the above address.

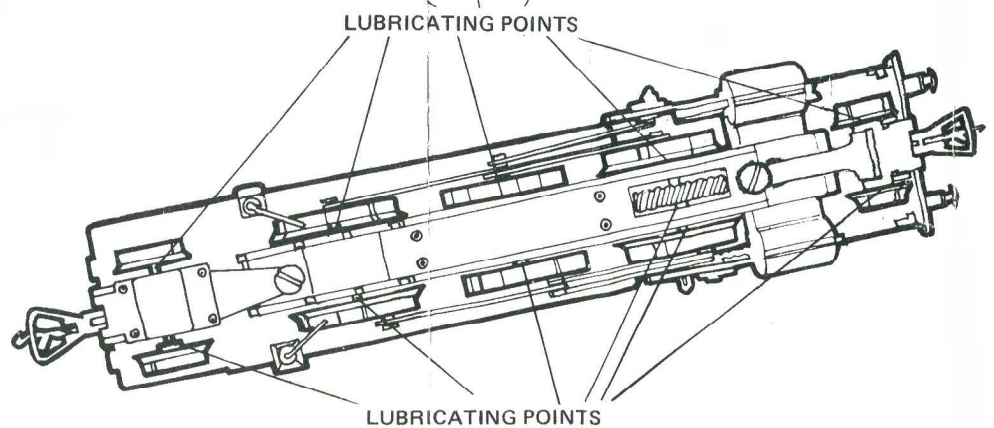
Quote Code No. on lid.



CHASSIS SCREW



LUBRICATE



LUBRICATING POINTS

LUBRICATING POINTS